

Edit the My Courses Module

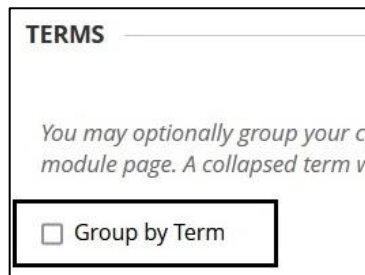
The My Courses module displays classes that you are enrolled in. You can edit what courses are viewable on the module by selecting and deselecting courses on the Personalize My Courses page.

Edit Courses

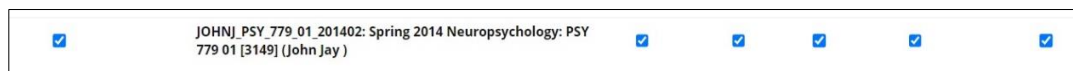
1. Select the **gear icon** in the upper right corner of the My Courses module



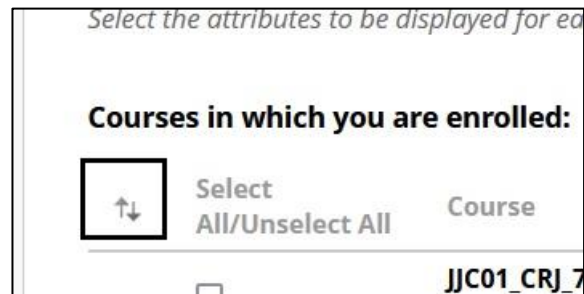
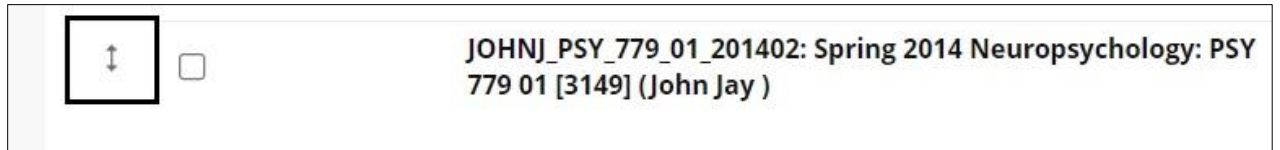
Note: John Jay Blackboard Support does **NOT** recommend selecting the **Group by Term** box under **Terms**. If the original Course Name has been changed, selecting Group by Term will **not** display the course under the My Courses module.



2. To **remove courses** from the main My Courses view, deselect **all boxes** horizontally across from the Course ID. **Press Submit** to save changes
3. To **add courses** back to the main My Courses view, **select all boxes** horizontally across from the Course ID. **Press Submit** to save changes



4. To change the orientation of listed courses, mouse over the arrows on the left-hand side, drag and drop the course into place. Courses can also be moved using the up and down arrows at the top left



For more information and assistance, please email DOES Blackboard Support at blackboard@jjay.cuny.edu